



Government of India  
Ministry of Power  
North Eastern Regional Power Committee  
Lapalang, Shillong 793006

No. NERPC/Dev/2023/1755-1793

Dt: 05th June, 2023

सेवा में / To,  
संलग्न सूची के अनुसार  
As per list enclosed.

**Sub: Provisional DSM under ABT regime for the period from 22.05.23 to 28.05.23 - reg.**

सर/मैडम,  
Sir/Madam,

The Provisional statements giving details of Deviation charges account with payable / receivable particulars, for the period 22.05.23 to 28.05.23 is enclosed. Deviation charges have been calculated as per following CERC Notification and subsequent amendment orders:

- (i) Notification no. L-1/260/2021/CERC dated 14th March 2022 w.e.f. 05.12.2022
- (ii) Suo-moto order dated 26<sup>th</sup> Dec'2022 w.e.f. 28<sup>th</sup> Dec'2022
- (iii) Suo-moto order dated 6<sup>th</sup> Feb'2023 w.e.f. 8<sup>th</sup> Feb'2023
- (iv) Suo-moto order dated 9<sup>th</sup> Apr'2023 w.e.f. 10<sup>th</sup> Apr'2023

The payment by the constituents for the billed amounts shall be made to the Regulatory Deviation and Ancillary Service Pool Account Fund operated by NERLDC within 7 days of the issue of this Deviation-Account. In case of delayed payments against these bills beyond 7 days, the defaulting constituent shall pay surcharge @0.04% for each day of delay. The details of Deviation Accounts, both the statement as well as the data files, are available on NERPC website <https://www.nerpc.gov.in>.

Enclosed -As above.

भवदीय / Yours faithfully,


(एस. एम. आइमोल/ S. M. Aimol)

निदेशक / Director

अधीक्षण अभियंता/ Superintending Engineer

List of Addressees:

1. CMD, TSECL, Bidyut Bhawan, Agartala – 799 001
2. Director (Distribution), MePDCL, Lumjingshai, S.R. Road, Shillong – 793 001
3. Engineer-in-Chief (P&E), P&E Dept., Govt. of Mizoram, Aizawl – 796 001
4. Chief General Manager (Comml), APDCL, Bijulee Bhawan, Paltan Bazar, Guwahati – 781 001
5. Chief Engineer (Comm), Dept. of Power, Govt. of Arunachal Pradesh, Itanagar – 791 111
6. Managing Director, MSPDCL, Keishampat, Imphal-795 001.
7. E-in-C, Dept. of Power, Govt. of Nagaland, Kohima – 797 001
8. Chief Engineer, Loktak HE Project, Vidyut Vihar, Komkeirap, Manipur – 795 124
9. Executive Director (Comml.), NEEPCO Ltd., Lower New Colony, Shillong – 793 003
10. Executive Director, NERTS, POWERGRID, Lapalang, Shillong – 793 006
11. Managing Director, OTPC, Core 4 & Central, 10th Floor, SCOPE Minar, Laxmi Nagar, Delhi – 110092
12. GM (Comml.), NTPC, 3<sup>rd</sup> Floor OLIC building, Plot No.N.17/2, Nayapalli, Bhubaneswar-12
13. CE (G. M.), CEA, SewaBhawan, R.K.Puram, New Delhi – 110 066.
14. G. M., NERLDC, Lower Nongrah, Dongtiah, Lapalang, Shillong - 6.
15. C.G.M (SLDC ) AEGCL, Kahelipara, Guwahati.
16. Gen. Manager (Comml.), NHPC Ltd., NHPC Office complex, Sector –33, Faridabad-121003.
17. G.M (Commercial) APDCL, Bijulee Bhawan, Paltan Bazar, Guwahati - 781 001.
18. General Manager, Ranganadi HEP, NEEPCO, Yazlee, Ar. Pradesh
19. Project Manager, Doyang HEP, NEEPCO, Nagaland
20. Project Manager, AGBPP, NEEPCO Ltd., No. –III, Vill. Bokuloni, Dibrugarh, Assam.
21. Project Manager, AGTPP, NEEPCO Ltd., Ramchandranagar, Agartala, Tripura West- 799008.
22. Dy. G. M (Elect.), Kopili HEP, NEEPCO Ltd., Umrangso, N.C. Hills, Assam.
23. Supdt. Engr. (System Management) MeECL, Lumjingshai, Short Round Road, Shillong.
24. Supdt. Engr. (Commercial) Deptt. of Electricity, Govt.of Manipur, Keisampet, Imphal. 795001
25. Executive Engineer, MSLDC, P & E Dept., Chaltlang, Aizawl- 796012.
26. Supdt. Engr. Dimapur Sub-station Deptt. of Power, Govt.of Nagaland, Dimapur.
27. Dy. G. M. (Commercial) NERTS, Lower Nongrah, Dongtiah, Lapalang, Shillong - 6.
28. Dy. General Manager (ER), POWERGRID, Boring Road, Alankar Place, Patna - 800 001
29. DGM (Comml), OTPC, Core 4 & Central, 10th Floor, SCOPE Minar, Laxmi Nagar, Delhi – 110092
30. DGM (Comml.), NTPC, 3<sup>rd</sup> Floor OLIC building, Plot No.N.17/2, Nayapalli, Bhubaneswar-12
31. AGM (Comml.), NTPC, Bongaigaon Thermal Power Project, P.O Salakati, Kokrajhar-783369
32. Addl. General Manager,Comml & Sys.Opn., TSECL,Banamalipur,Agartala.-799001.
33. Ex. Engr., SLDC, Deptt. of Power, Itanagar, Ar. Pradesh – 791 111
34. CEO, NVVN Ltd., 7<sup>th</sup> Floor, Scope Complex, Lodhi Road, N.Delhi- 110 003
35. Power Trading Corpn. of India Ltd., 2<sup>nd</sup> Floor, NBCC Tower, 15-Bhikaji Cama Place, New Delhi – 66.
36. Member Secretary, NRPC,18-A, Shaheed Jeet Singh Marg, Katwaria Sarai, NewDelhi-110016.
37. Member Secretary, ERPC,14, Golf Club Road, Kolkata- 700 033.
38. Member Secretary, WRPC, Plot No F-3, MIDC Area, Opp Seepz, Marol, Andheri (E), Mumbai-400 093.
39. Member Secretary, SRPC, 29, Race Course Road, Bangalore- 560009.



(एस. एम. आइमोल/ S. M. Aimol)

निदेशक / Director

अधीक्षणअभियंता/ Superintending Engineer


**NORTH EASTERN REGIONAL POWER COMMITTEE**

**ABT based Deviation Charge Account  
For the period 22.05.2023 TO 28.05.2023**

Page 1 of 4


CONSTITUENTS	SCHEDULE (MWH)	ACTUAL (MWH)	DEVIATION (MWH)	Receivable from the Deviation and Ancillary Service Pool Account(Rs) (A)	Payable to the Deviation and Ancillary Service Pool Account(Rs) (B)
<b>BENEFICIARIES OF NORTH EASTERN REGION</b>					
ARUNACHAL PRADESH	19,085.43	17,012.01	-2,073.42	8,028,135	0
ASSAM	184,669.81	185,736.55	1,066.73	0	15,358,377
MANIPUR	16,916.21	16,393.93	-522.28	2,611,809	0
MEGHALAYA	21,825.60	21,210.54	-615.07	2,874,998	0
MIZORAM	12,605.39	11,545.76	-1,059.63	4,010,550	0
NAGALAND	17,063.31	16,181.68	-881.63	3,289,549	0
TRIPURA	33,540.28	33,956.66	416.39	0	6,866,714
BNC	196.64	134.95	-61.70	164,336	0
<b>CERC REGULATED GENERATORS (CGS/ISGS)</b>					
AGBPP	27,358.75	30,135.56	2,776.81	10,590,834	0
AGTCCPP	13,041.31	13,540.71	499.40	1,733,070	0
BGTPP	83,714.05	83,348.52	-365.52	558,938	0
PALATANA	91,342.76	91,641.78	299.03	636,701	0
DOYANG	336.00	322.34	-13.66	0	104,308
KHANDONG	0.00	-85.94	-85.94	0	0
KOPILI	0.00	0.00	0.00	0	0
KOPILI-2	1,404.85	1,191.69	-213.16	0	611,925
LOKTAK	1,053.00	1,112.35	59.35	106,173	0
PARE	7,596.34	7,768.26	171.92	505,892	0
RANGANADI	20,231.50	20,236.77	5.27	3,537	0
KAMENG	39,924.93	39,957.02	32.09	821,808	0
<b>INTER- REGIONAL</b>					
ER	12,622.76	-44,899.91	-57,522.67	0	280,096,359
NR	0.00	66,852.36	66,852.36	316,942,913	0
<b>TOTAL</b>				<b>352879245</b>	<b>303037683</b>

Pool Balance (B - A) :	-49841561
LEGEND :	<i>In pool balance positive(+ve) means surplus in pool and negative(-ve) means deficit in pool</i>

  
 (एस.एम. आइमोल/S.M. Aimol)  
 निदेशक/Director  
 उत्तु. क्षेत्र/NERPC  
 विद्युत मंत्रालय/Min. of Power  
 भारत सरकार/Govt. of India  
 शिलांग/Shillong


**NERPC, SHILLONG**  
**Day-wise schedule, actual and Deviation charge statement**  
**From 22/05/2023 to 28/05/2023**

Date	Constituents	Total Schedule (MWH)	Total Actual (MWH)	Deviation (MWH)	Receivable from the Deviation and Ancillary Service Pool Account(Rs)	Payable to the Deviation and Ancillary Service Pool Account(Rs)
22/05/2023	ARUNACHAL PRADESH	2899.32	2409.47	-489.85	2107536.24	628149.00
	ASSAM	24052.96	24824.63	771.67	674647.73	8504045.67
	MANIPUR	2307.34	2252.81	-54.53	807289.84	689047.30
	MEGHALAYA	2353.87	2155.98	-197.89	1333932.13	264210.95
	MIZORAM	1749.58	1704.40	-45.18	362313.37	282391.54
	NAGALAND	2466.98	2348.70	-118.28	722565.04	51011.00
	TRIPURA	4552.44	5094.94	542.50	524224.00	6294229.18
	AGBPP	4568.53	4904.17	335.64	1648232.56	6306.20
	AGTCCPP	1996.43	2033.07	36.64	266773.15	155581.00
	BGTPP	12893.12	12968.48	75.36	933062.48	418332.79
	BNC	28.12	18.97	-9.14	45142.33	9322.84
	PALATANA	12403.33	12453.33	50.00	116033.41	1165.38
	DOYANG	48.00	46.37	-1.63	5015.10	28236.60
	KHANDONG	0.00	-10.13	-10.13	0.00	0.00
	KOPILI	0.00	0.00	0.00	0.00	0.00
	KOPILI-2	175.00	127.57	-47.43	1984.18	70919.44
	LOKTAK	144.00	152.23	8.23	17602.09	284.75
	PARE	1388.75	1426.24	37.50	136024.59	19641.86
	RANGANADI	3888.00	3940.12	52.12	112907.31	26343.46
	KAMENG	4800.20	4795.85	-4.35	294144.74	222251.00
ER	-3473.79	-11218.50	-7744.71	0.00	44902491.49	
NR	0.00	10366.98	10366.98	58073188.57	0.00	
23/05/2023	ARUNACHAL PRADESH	2554.10	2543.78	-10.32	286599.21	660845.99
	ASSAM	27834.23	28035.32	201.09	2393441.98	5647592.73
	MANIPUR	2411.69	2476.93	65.24	501694.26	581438.59
	MEGHALAYA	2462.42	2347.12	-115.29	869356.52	405003.09
	MIZORAM	1760.48	1739.42	-21.06	422206.42	333244.22
	NAGALAND	2408.22	2306.12	-102.10	479701.00	46657.06
	TRIPURA	5263.66	5280.57	16.91	1015104.03	2550696.15
	AGBPP	4491.72	4685.27	193.55	721375.07	12428.56
	AGTCCPP	2193.71	2229.32	35.61	182028.60	43833.63
	BGTPP	14530.39	14275.13	-255.26	266073.11	862409.83
	BNC	28.32	20.19	-8.13	29158.99	8491.22
	PALATANA	12916.27	12942.18	25.92	55112.49	6070.01
	DOYANG	48.00	47.36	-0.64	4937.57	26580.05
	KHANDONG	0.00	-12.40	-12.40	0.00	0.00
	KOPILI	0.00	0.00	0.00	0.00	0.00
	KOPILI-2	225.00	210.29	-14.71	5068.22	104781.07
	LOKTAK	144.00	151.99	7.99	13442.91	302.25
	PARE	906.84	904.96	-1.88	21844.66	28170.90
	RANGANADI	2661.00	2631.93	-29.07	16231.35	47683.40
	KAMENG	4600.19	4505.89	-94.30	58449.71	423919.55
ER	2038.75	-6233.34	-8272.09	0.00	57735266.69	
NR	0.00	9598.25	9598.25	66812161.45	0.00	
24/05/2023	ARUNACHAL PRADESH	2454.58	2445.65	-8.93	602423.58	500522.73
	ASSAM	26207.00	26230.38	23.38	1149543.89	1375929.15
	MANIPUR	2408.81	2328.10	-80.71	545596.23	148419.66
	MEGHALAYA	2536.86	2512.92	-23.95	428934.72	591587.08
	MIZORAM	1908.23	1718.23	-190.00	803619.18	16731.59
	NAGALAND	2515.43	2369.34	-146.10	509217.81	25657.72
	TRIPURA	5280.76	5168.95	-111.81	1123106.39	528670.16
	AGBPP	3699.21	4048.77	349.56	1465794.24	0.00
	AGTCCPP	2034.08	2079.51	45.43	365172.19	221480.96
	BGTPP	10698.20	10557.60	-140.59	396176.39	696280.93
	BNC	27.92	19.49	-8.44	23018.47	7702.13
	PALATANA	14535.78	14567.38	31.61	65700.34	4055.94
	DOYANG	48.00	46.25	-1.75	5103.23	20631.54
	KHANDONG	0.00	-14.00	-14.00	0.00	0.00
	KOPILI	0.00	0.00	0.00	0.00	0.00
	KOPILI-2	200.00	219.71	19.71	13725.49	742.53
	LOKTAK	144.00	154.49	10.49	18482.48	25.67
	PARE	615.00	628.49	13.49	43759.22	38328.71
	RANGANADI	1955.00	1938.34	-16.66	14978.01	50948.49
	KAMENG	4500.63	4483.85	-16.77	232665.10	243418.55
ER	1921.04	-4975.44	-6896.48	403324.75	37528425.94	
NR	0.00	10381.96	10381.96	51308830.70	0.00	

  
 (एस.एम. आइमल/S.M.Aimal)  
 निदेशक/Director  
 उद्योग विभाग/NERPC  
 विद्युत मंत्रालय/Min. of Power  
 भारत सरकार/Govt. of India  
 शिल्लोंग/Shillong

**NERPC, SHILLONG**  
**Day-wise schedule, actual and Deviation charge statement**  
**From 22/05/2023 to 28/05/2023**


Date	Constituents	Total Schedule (MWH)	Total Actual (MWH)	Deviation (MWH)	Receivable from the Deviation and Ancillary Service Pool Account(Rs)	Payable to the Deviation and Ancillary Service Pool Account(Rs)
25/05/2023	ARUNACHAL PRADESH	2583.04	2340.74	-242.30	686380.07	77754.35
	ASSAM	29596.26	29983.57	387.30	989558.60	1897558.13
	MANIPUR	2463.79	2394.25	-69.54	322293.20	142430.74
	MEGHALAYA	3278.04	3426.41	148.37	250074.93	743334.26
	MIZORAM	1805.81	1686.05	-119.76	388798.93	33377.58
	NAGALAND	2512.39	2410.43	-101.96	300461.71	41556.25
	TRIPURA	5001.43	5203.81	202.38	566964.00	1177409.42
	AGBPP	3538.14	4050.47	512.33	1705275.11	0.00
	AGTCCPP	1778.87	1867.49	88.62	388828.72	83408.65
	BGTPP	9700.04	9501.19	-198.85	245720.68	700052.98
	BNC	27.83	19.77	-8.06	16725.09	5702.34
	PALATANA	12766.72	12802.05	35.33	75285.56	3678.45
	DOYANG	48.00	45.43	-2.57	5312.66	21484.92
	KHANDONG	0.00	-12.84	-12.84	0.00	0.00
	KOPILI	0.00	0.00	0.00	0.00	0.00
	KOPILI-2	469.30	326.43	-142.87	5967.85	223306.07
	LOKTAK	144.00	152.14	8.14	15808.18	441.13
	PARE	1127.50	1129.37	1.88	51018.36	39259.15
	RANGANADI	2773.00	2730.07	-42.93	11729.35	55993.65
	KAMENG	4489.24	4457.38	-31.86	217526.07	187140.06
ER	7444.17	1765.31	-5678.86	2445656.55	20018151.71	
NR	0.00	9799.13	9799.13	33516876.03	0.00	
26/05/2023	ARUNACHAL PRADESH	2716.52	2444.25	-272.27	1412008.59	208533.45
	ASSAM	24104.53	23945.76	-158.77	1633697.70	3566231.32
	MANIPUR	2432.13	2285.71	-146.43	558244.06	139789.34
	MEGHALAYA	3969.16	3814.33	-154.82	705779.57	223739.61
	MIZORAM	1821.42	1566.12	-255.31	686063.60	10644.98
	NAGALAND	2386.92	2188.13	-198.80	570976.43	637.05
	TRIPURA	4666.59	4347.30	-319.29	890915.56	512640.09
	AGBPP	3408.61	3990.86	582.25	1841214.14	0.00
	AGTCCPP	1607.77	1715.02	107.25	432872.92	136227.98
	BGTPP	10309.23	10276.70	-32.53	496391.11	476960.38
	BNC	28.16	19.25	-8.91	23912.19	5303.97
	PALATANA	12757.90	12815.28	57.38	113172.34	3832.84
	DOYANG	48.00	44.81	-3.19	16292.45	25550.99
	KHANDONG	0.00	-14.56	-14.56	0.00	0.00
	KOPILI	0.00	0.00	0.00	0.00	0.00
	KOPILI-2	37.05	-0.71	-37.76	0.00	235803.68
	LOKTAK	144.00	153.80	9.80	18942.74	60.68
	PARE	880.00	915.90	35.90	110210.95	14162.88
	RANGANADI	2650.50	2643.69	-6.81	38885.82	73705.74
	KAMENG	5580.50	5651.78	71.28	411294.82	62902.96
ER	4236.89	-8810.90	-13047.79	0.00	43435485.37	
NR	0.00	12776.44	12776.44	42245010.35	0.00	
27/05/2023	ARUNACHAL PRADESH	3095.98	2350.33	-745.65	4038411.22	0.00
	ASSAM	25179.47	24871.63	-307.83	3062421.53	1887886.45
	MANIPUR	2445.35	2412.96	-32.39	1099870.54	417773.72
	MEGHALAYA	4030.82	3870.45	-160.37	1761507.93	352279.80
	MIZORAM	1863.33	1647.62	-215.72	1077087.36	19893.79
	NAGALAND	2346.99	2218.84	-128.15	534337.29	9767.96
	TRIPURA	4385.66	4198.54	-187.12	2484209.36	800495.55
	AGBPP	3667.98	4144.38	476.40	1570808.12	82674.82
	AGTCCPP	1563.48	1711.75	148.27	560470.77	21017.33
	BGTPP	11807.48	11848.38	40.90	1009108.25	492040.70
	BNC	28.11	17.85	-10.26	43467.09	7493.81
	PALATANA	13005.85	13043.83	37.98	96922.62	6997.54
	DOYANG	48.00	45.84	-2.16	13532.65	22965.77
	KHANDONG	0.00	-12.15	-12.15	0.00	0.00
	KOPILI	0.00	0.00	0.00	0.00	0.00
	KOPILI-2	123.50	125.00	1.50	1924.41	5800.77
	LOKTAK	144.00	154.47	10.47	22355.99	466.80
	PARE	1385.76	1442.04	56.28	226768.65	30252.78
	RANGANADI	3451.00	3475.82	24.82	69820.40	26831.95
	KAMENG	9670.10	9690.76	20.67	452388.32	174525.88
ER	-1581.47	-7205.67	-5624.20	467174.61	32531639.09	
NR	0.00	4531.78	4531.78	21608810.32	0.00	

  
 (एम.ए.आर.आर.आर./S. M. A. M. M.)  
 निदेशक/Director  
 ऊ.पु.के.वि.न./NERPC  
 विद्युत मंत्रालय/Min. of Power  
 भारत सरकार/Govt. of India  
 शिलांग/Shillong

Date	Constituents	Total Schedule (MWH)	Total Actual (MWH)	Deviation (MWH)	Receivable from the Devialtion and Ancillary Service Pool Account(Rs)	Payble to the Deviation and Ancillary Service Pool Account(Rs)
28/05/2023	ARUNACHAL PRADESH	2781.88	2477.79	-304.10	1199865.10	229282.98
	ASSAM	27695.37	27845.26	149.90	1604594.05	3987038.91
	MANIPUR	2447.10	2243.18	-203.92	1083415.68	187695.34
	MEGHALAYA	3194.43	3083.32	-111.11	734171.28	628604.21
	MIZORAM	1696.53	1483.93	-212.60	966744.35	0.00
	NAGALAND	2426.36	2340.12	-86.24	376222.36	28645.68
	TRIPURA	4389.73	4662.56	272.82	349685.78	1956782.99
	AGBPP	3984.57	4311.64	327.07	1743634.32	4089.91
	AGTCCPP	1866.98	1904.55	37.57	257665.67	59192.59
	BGTPP	13775.59	13921.04	145.45	1182491.09	324007.64
	BNC	28.18	19.42	-8.76	33765.98	6837.74
	PALATANA	12956.91	13017.73	60.82	140572.98	298.50
	DOYANG	48.00	46.28	-1.72	10626.16	19677.77
	KHANDONG	0.00	-9.85	-9.85	0.00	0.00
	KOPILI	0.00	0.00	0.00	0.00	0.00
	KOPILI-2	175.00	183.41	8.41	1904.17	1145.87
	LOKTAK	189.00	193.22	4.22	21647.38	20527.60
	PARE	1292.50	1321.25	28.75	107010.56	20928.80
	RANGANADI	2853.00	2876.81	23.81	55944.60	35452.95
	KAMENG	6284.08	6371.49	87.41	578883.75	109386.10
ER	2037.16	-8221.38	-10258.54	275825.37	47536880.15	
NR	0.00	9397.82	9397.82	43378035.83	0.00	

**SUMMARY OF WEEKLY DEVIATION CHARGES**

	Constituents	Total Schedule (MWH)	Total Actual (MWH)	Deviation (MWH)	Receivable from the Devialtion and Ancillary Service Pool Account(Rs)	Payble to the Deviation and Ancillary Service Pool Account(Rs)
<b>FOR THE WEEK FROM 22/05/2023 TO 28/05/2023</b>	ARUNACHAL PRADESH	19085.43	17012.01	-2073.42	10333224.01	2305088.51
	ASSAM	184669.81	185736.55	1066.73	11507905.48	26866282.37
	MANIPUR	16916.21	16393.93	-522.28	4918403.82	2306594.69
	MEGHALAYA	21825.60	21210.54	-615.07	6083757.08	3208759.01
	MIZORAM	12605.39	11545.76	-1059.63	4706833.20	696283.70
	NAGALAND	17063.31	16181.68	-881.63	3493481.64	203932.71
	TRIPURA	33540.28	33956.66	416.39	6954209.12	13820923.54
	AGBPP	27358.75	30135.56	2776.81	10696333.57	105499.49
	AGTCCPP	13041.31	13540.71	499.40	2453812.02	720742.15
	BGTPP	83714.05	83348.52	-365.52	4529023.11	3970085.24
	BNC	196.64	134.95	-61.70	215190.14	50854.06
	PALATANA	91342.76	91641.78	299.03	662799.75	26098.66
	DOYANG	336.00	322.34	-13.66	60819.82	165127.64
	KHANDONG	0.00	-85.94	-85.94	0.00	0.00
	KOPILI	0.00	0.00	0.00	0.00	0.00
	KOPILI-2	1404.85	1191.69	-213.16	30574.32	642499.43
	LOKTAK	1053.00	1112.35	59.35	128281.77	22108.88
	PARE	7596.34	7768.26	171.92	696636.99	190745.07
	RANGANADI	20231.50	20236.77	5.27	320496.85	316959.63
	KAMENG	39924.93	39957.02	32.09	2245352.50	1423544.10
ER	12622.76	-44899.91	-57522.67	3591981.28	283688340.45	
NR	0.00	66852.36	66852.36	316942913.24	0.00	

  
 (एन.एन.आइ.एम/ S.M. Aimol)  
 दिरेक्टर/Director  
 उ.पु.से.वि.स./NERPC  
 बिहारु मंत्रालय/Min. of Power  
 भारत सरकार/Govt. of India  
 शिलांग/Shillong